

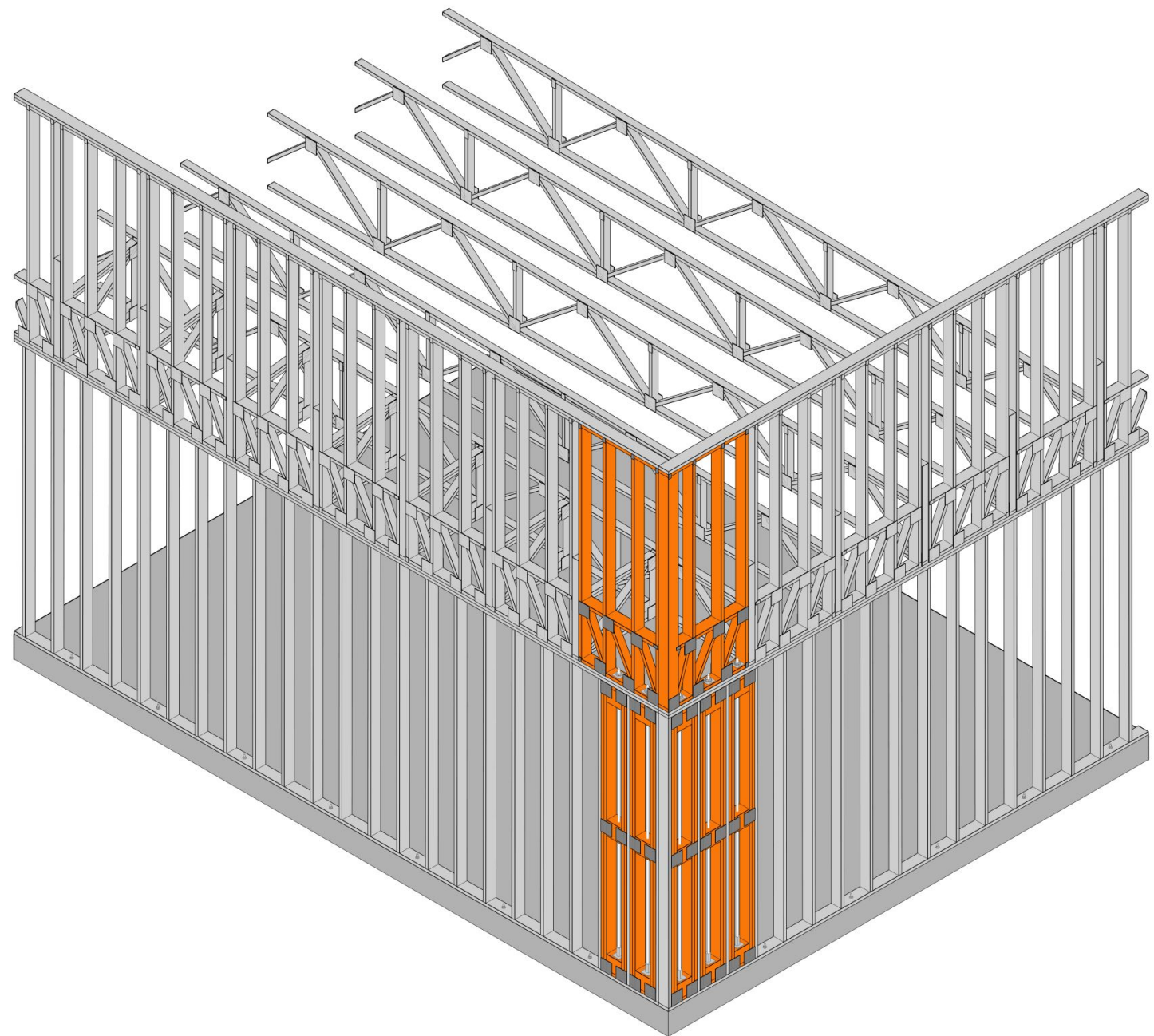


ANCHOR DOWN SYSTEM (PARAPET STYLE)

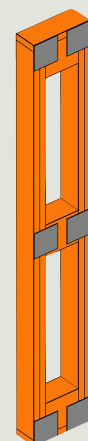
The ADS-P™ provides continuous load-path continuity from the slab to the roof, and provides a four-axis load path resistance for both the roof and the wall. This innovation incorporates G2 National proprietary sub-systems and commodity products.

- PSP™
- WRP™
- All-thread rod, nuts, and plate washers


The ADS-P™ is currently available for both a 6" and 8" wall system.



↑ ADS-P™ IN A CSP-P™ ↓ WRP™ AND PSP™



WRP™



PSP™



ROD SYSTEM



Evolution in Wood-Framed Structure.®

(844) 428-7732 • <http://g2national.com>